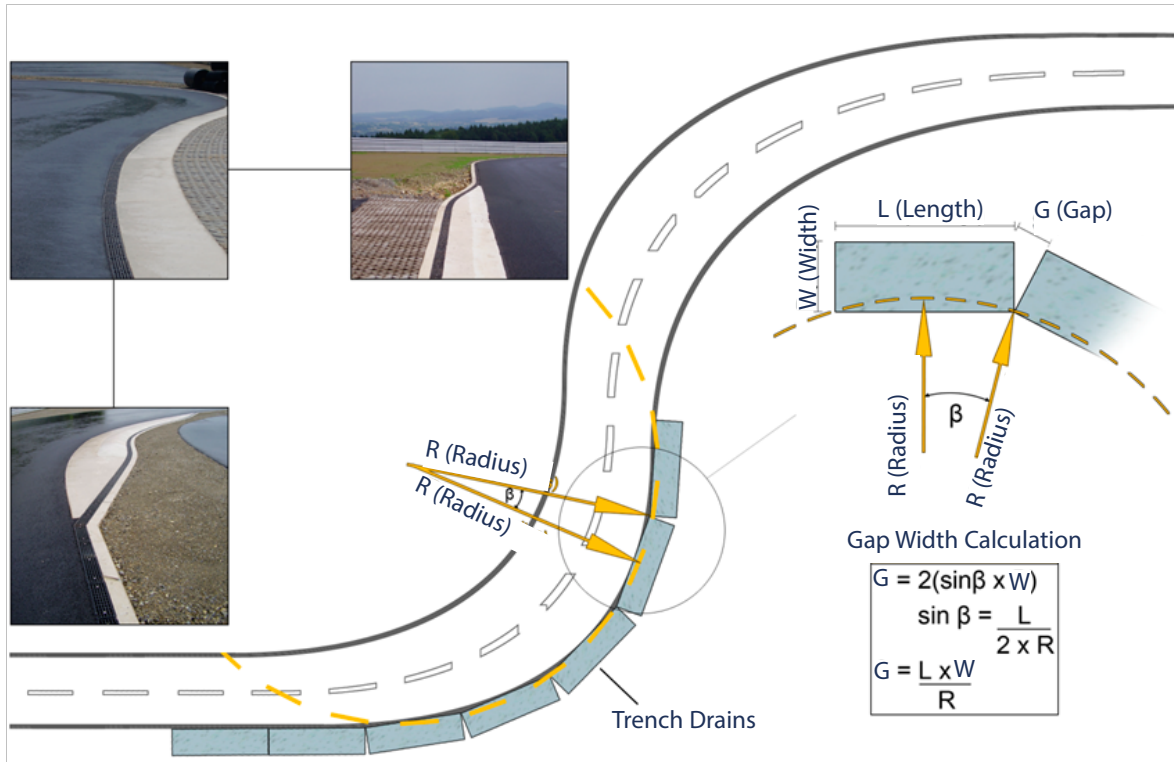
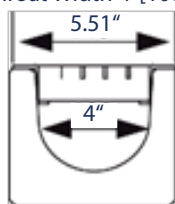
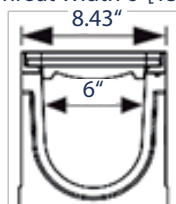
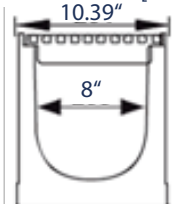
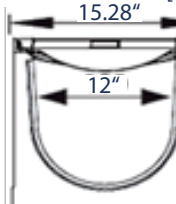


Installing HYDROTEC's Trench Drains in a Radius

HYDROTEC Trench Drains can be installed in a radius by following the following instructions.



Radius R Feet [meters]	Trench Drain Length L Inches							
	Throat Width 4" [100]		Throat Width 6" [150]		Throat Width 8" [200]		Throat Width 12" [300]	
								
	19.69"[500]	39.37"[1000]	19.69"[500]	39.37"[1000]	19.69"[500]	39.37"[1000]	19.69"[500]	39.37"[1000]
16.4'[5.0]	0.55"[14.0]	1.10"[28.0]	0.84"[21.4]	1.69"[42.8]	1.04"[26.4]	2.08"[52.8]	1.53"[38.8]	3.06"[77.6]
24.61'[7.5]	0.37"[9.3]	0.74"[18.7]	0.56"[14.3]	1.12"[28.5]	0.69"[17.6]	1.39"[35.2]	1.02"[25.9]	2.04"[51.7]
32.81'[10.0]	0.28"[7.0]	0.55"[14.0]	0.42"[10.7]	0.84"[21.4]	0.52"[13.2]	1.04"[26.4]	0.76"[19.4]	1.53"[38.8]
49.21'[15.0]	0.19"[4.7]	0.37"[9.3]	0.28"[7.1]	0.56"[14.3]	0.35"[8.8]	0.69"[17.6]	0.51"[12.9]	1.02"[25.9]
65.62'[20.0]	0.14"[3.5]	0.28"[7.0]	0.21"[5.4]	0.42"[10.7]	0.26"[6.6]	0.52"[13.2]	0.38"[9.7]	0.76"[19.4]
82.02'[25.0]	0.11"[2.8]	0.22"[5.6]	0.17"[4.3]	0.34"[8.6]	0.21"[5.3]	0.42"[10.6]	0.31"[7.8]	0.61"[15.5]
98.43'[30.0]	0.09"[2.3]	0.19"[4.7]	0.14"[3.6]	0.28"[7.1]	0.17"[4.4]	0.35"[8.8]	0.26"[6.5]	0.51"[12.9]
114.83'[35.0]	0.08"[2.0]	0.16"[4.0]	0.12"[3.1]	0.24"[6.1]	0.15"[3.8]	0.30"[7.5]	0.22"[5.5]	0.44"[11.1]

 Gap too large       Max. Gap Recommended       Optimal Gap